


# Fano 1xL i 2XL

Für die Montage benötigen sie:

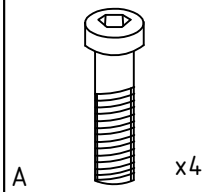
Bitte achten sie bei der Montage auf eine sauber Bodenoberfläche, da der Tisch rücklinks montiert werden muss!

Beim ersten Auszug muss die Teleskopschiene kräftig bis zum Anschlag ausgezogen werden!

2X

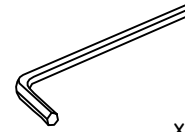


M6x60



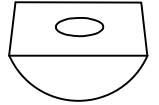
x4

5 mm



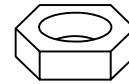
x1

M6



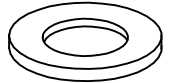
x4

M10

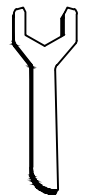


x2

M10

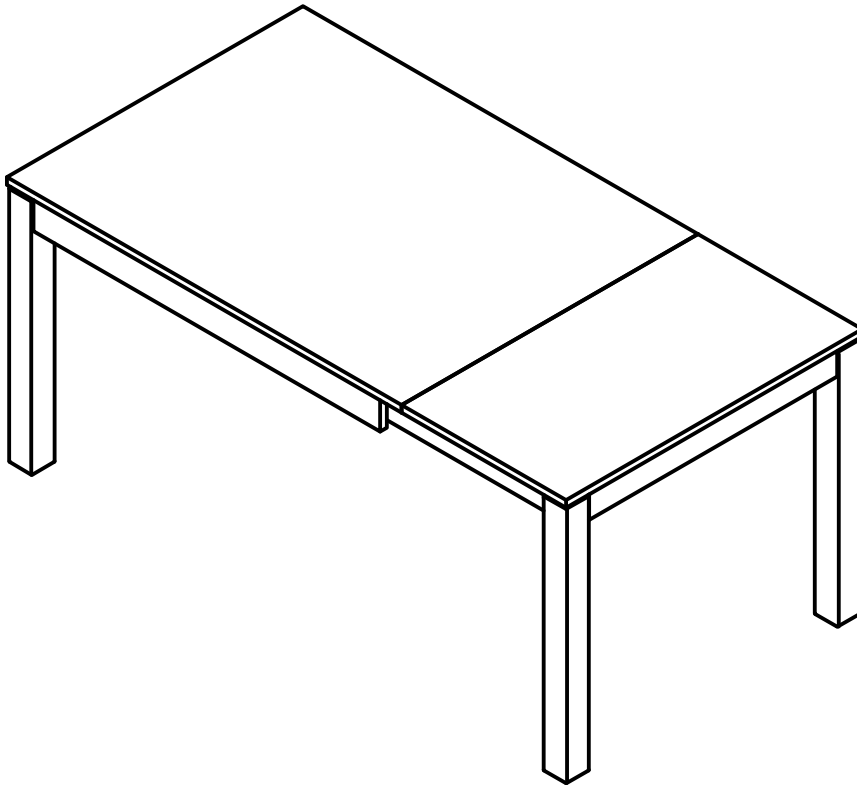


x2



x1

1



2

